



## Features

### VIC-020

- Provides two (2) additional relays
- Provides an extra General Purpose Input (GPI) with line monitoring
- Quick and simple to install
- Out-of-the-box operation, with minimal configuration required for extra features
- Diagnostic LEDs give visual indication of the card's status
- Fully compatible with VESDA LaserFOCUS smoke detectors

### VIC-030

- As above, plus:
- Selection between 3rd relay or 24 V Monitored Powered Output (MPO)

The VESDA Multi-function Control Card (MCC) is an interface card for the range of VESDA LaserFOCUS™ (VLF) smoke detectors. An MCC expands the range of input and output communications a VESDA LaserFOCUS can perform.

## Why use a Multi-function Control Card?

Installing a Multi-function Control Card into a LaserFOCUS detector provides a cost-effective solution for customers who need enhanced connectivity, fault detection and monitoring, and annunciation of alarms and faults. The principal benefits include:

### Improved FACP connectivity

The VLF is fitted with two (2) alarm relays in its standard form. With an extra two (2) relays, the Multi-function Control Card allows reporting of all four (4) alarm levels on dry relay outputs.

### Enhanced annunciation

An MPO (Monitored 24 V Powered Output) is available on the VIC-030 version of the card. The MPO provides power to devices such as sirens or strobes, and monitors the line integrity.

### Enhanced control and fault detection

With the Multi-function Control Card installed, a VLF has two (2) General Purpose Inputs (GPIs), allowing, for example, one GPI to report on loss of mains power and the other GPI to be used as a reset input.

The VIC-030 version of the card has a self-configuring GPI, depending on the jumper selection for MPO/Relay3.

- If MPO is selected, activation of the GPI will disable the MPO.
- If Relay3 is selected, the GPI will be set to External Fault (e.g. for mains power supply monitoring).

### Specifications

#### Dimensions

Length x Width x Height	110 mm (4 1/3") x 70 mm (2 3/4") x 20 mm (13/16")
Weight	0.08 kg (0.176 lb)
Terminals	0.2 - 2.5 mm <sup>2</sup> (30-12 AWG)

#### Electrical Ratings

Power consumption	1 W from the detector at 24 VDC (less than 42 mA)
Relay outputs	2 A at 30 VDC
MPO input power supply	24 VDC (21–30 VDC) (VIC-030 only)
MPO input current	100 mA more than MPO output load (VIC-030 only)
MPO output current	1 A (maximum) (VIC-030 only)
End of line resistor (MPO & GPI)	2.7K Ohm

#### Operating Conditions

Detector ambient temperature	0 to 40°C (32 to 104°F)
Humidity	5% to 95% (non-condensing)

#### Detector Compatibility

Supports VLF-250 and VLF-500

#### Product Warranty

2 years

#### Input/Output Assignments

##### VIC-020

Output for Relay 1: **ALERT** (follows latching configuration of VLF ALERT status)  
 Output for Relay 2: **FIRE-2** (follows latching configuration of VLF FIRE-2 status)  
 Input for GPI: **FAULT**



GPI reports status on following conditions:

- EOL > No fault
- Short > Fault # 115/IFF6
- O/C > Fault # 111/IFF8

##### VIC-030

Output for Relay 1: **ALERT** (follows latching configuration of VLF ALERT status)  
 Output for Relay 2: **FIRE-2** (follows latching configuration of VLF FIRE-2 status)  
 MPO: **ALERT** (unless disabled) (follows latching configuration of VLF ALERT status)

Jumper configuration

-  J9
-  J10

GPI for MPO:



##### Disable MPO

MPO status is driven as follows:

- EOL > MPO enabled
- Short > MPO disabled\*
- O/C > MPO enabled and Fault # 111/IFF8

Output for Relay 3: **DISABLED** or **STANDBY** (follows VLF DISABLED or STANDBY status)

Jumper configuration

-  • J9
-  • J10

GPI for Relay 3:


##### FAULT

GPI reports status on following conditions:

- EOL > No fault
- Short > Fault # 115/IFF6
- O/C > Fault # 111/IFF8

\* The MPO is disabled if there is a short on the GPI.

### Terminal Block Connections



<sup>1</sup> available only on VIC-030

### Visual Status Indicators

Diagnostic LEDs indicate:

- power to the MCC
- power to the MPO (VIC-030 only)
- relay activated state
- MPO activated state (VIC-030 only)
- MPO power and line fault (VIC-030 only)
- internal communications status
- GPI state
- GPI line fault

### Ordering Information

Product	Part number
Multi-function Control Card	VIC-020
Multi-function Control Card	VIC-030

Includes: control card, interface cable, single screw, field wiring connectors and end of line resistor(s) (one resistor for VIC-020 or two resistors for VIC-030).